


English T1wk5

The Lighthouse keeper's
lunch

Monday

Starter

What punctuation do we know about?



What punctuation does each sentence need at the end?

What pesky seagulls

Mr Ginling worked in a lighthouse

What stopped the seagulls

Monday 2nd October

L.I. To be able to identify and spell key vocabulary from a story.



Listen to the story. Identify the key words and add them to the mind map.

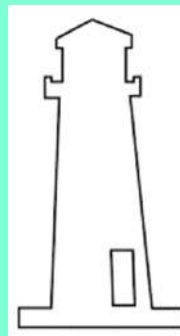
Key Words

Monday 2nd October

L.I. To be able to identify and spell key vocabulary from a story.



Write your key words into the lighthouse.
Make sure you spell them correctly!



cottage
lighthouse
Mr Grinling
Hamish
Mrs Grinling
seagulls
basket
mustard
sandwiches
telescope

Now colour in your lighthouse red and white.



Fast finishers: Get a white board and pen. Can you use these spellings in a sentence?

Tuesday

Talk Treasure Chest

This week's words are...

useful

tatty

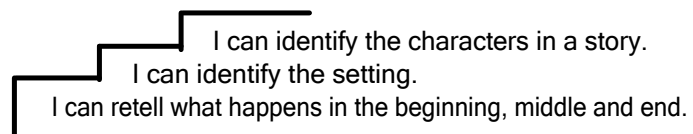
ancient

Can you use
these words in
a sentence?



Tuesday 3rd October

L.I. To be able to retell a story.



Tuesday 3rd October
L.I. To be able to retell a story.


Listen to the story carefully...

What happened in the beginning / middle/ end?

Did you like the story? Why?

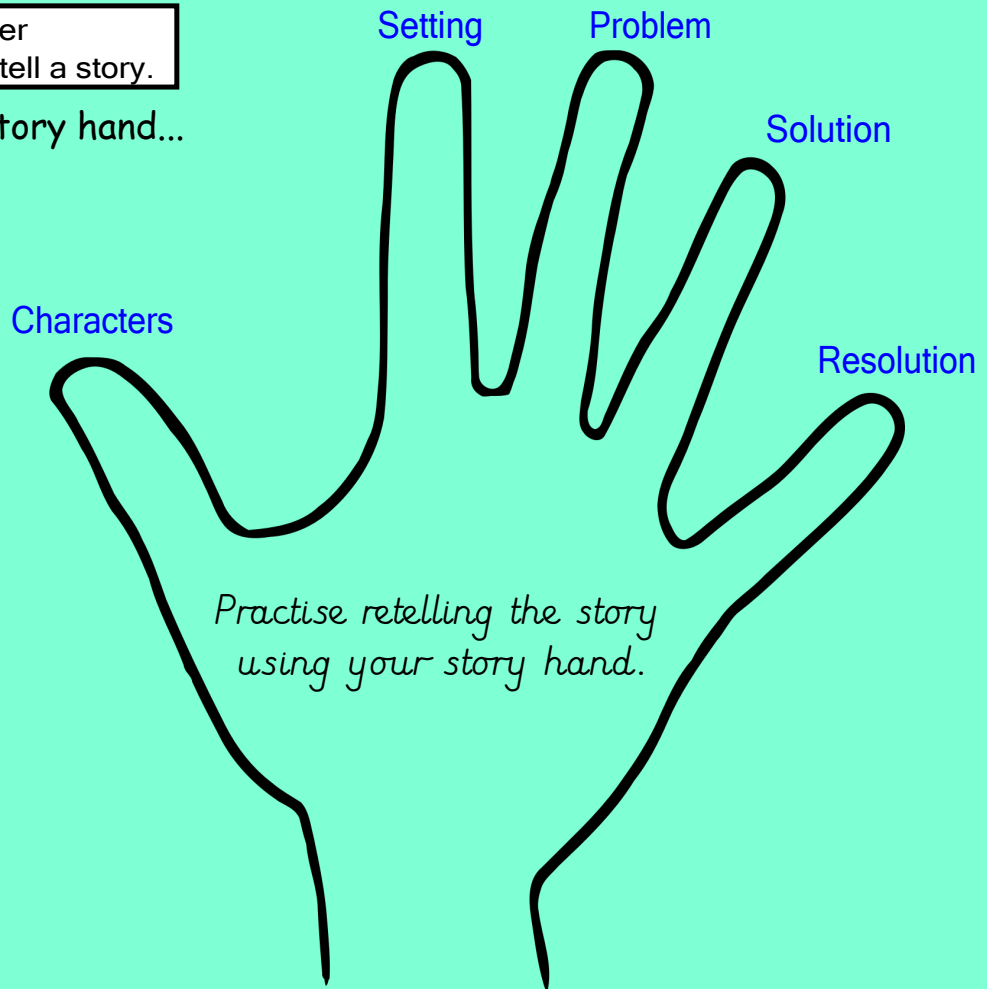

Who are the main characters?

What is the setting?



Tuesday 3rd October
L.I. To be able to retell a story.

Create your own story hand...



Tuesday 3rd October
L.I. To be able to retell a story.

Plenary



Success Criteria


Did you introduce the characters?

Did you describe the setting?

Did you explain what the problem was?

Did you explain how the problem was solved?

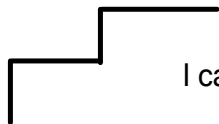
Did you tell them how the story ended?



Wednesday

Wednesday 4th October

L.I. To be able to sequence events of a familiar story.




I can order the events from 'The Lighthouse Keeper's Lunch'



Wednesday 4th October

L.I. To be able to sequence events of a familiar story.



Act out the story



Wednesday 4th October
L.I. To be able to sequence events of a familiar story.

Can you put these events from the story in chronological order?


1	2	3	4
5	6	7	8



Wednesday 4th October

L.I. To be able to sequence events of a familiar story.

Activity: Order the events from the story




Challenge: Can you write captions for the pictures?

Wednesday 4th October

L.I. To be able to sequence events of a familiar story.

Plenary



How do you know
the last picture is the
last picture?

Thursday

Tuesday 3rd October

L.I. To be able to apply my understanding of a character.

I can explain why I think he would have these.

I can think of things that might be in Mr Grinling pocket.



Thursday 5th October

L.I. To be able to apply my understanding of a character.


What do we know about



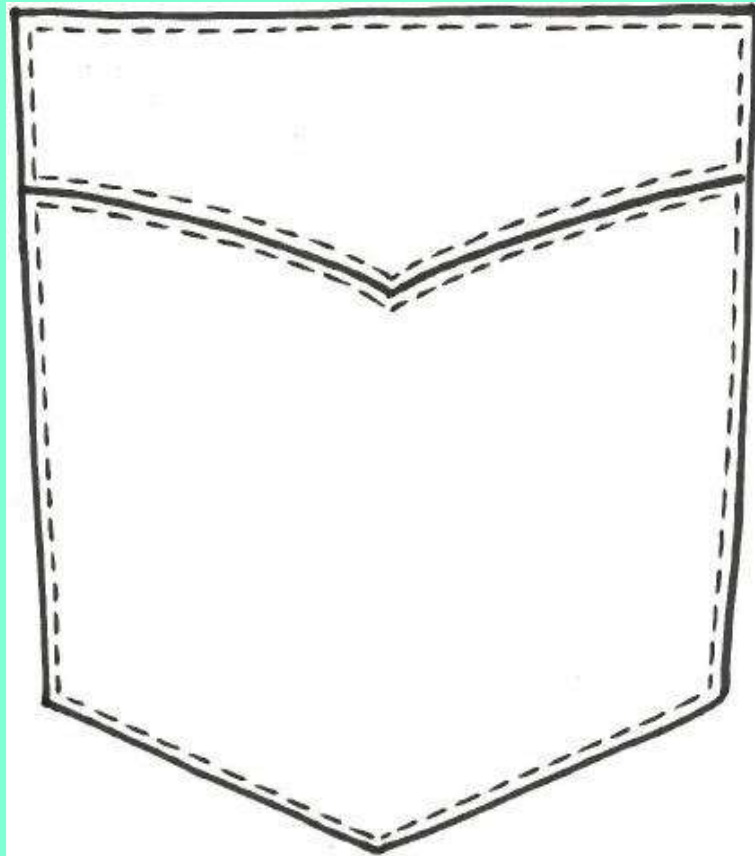
Mr Grinling?

Thursday 5th October

L.I. To be able to apply my understanding of a character.



What might Mr Grinling have in his pockets?

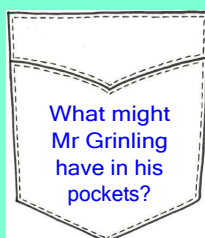


Thursday 5th October

L.I. To be able to apply my understanding of a character.



Explain why you think he might have those things in his pocket.



Mr Grinling might have a torch in his pocket so

that he can see where he is going when it is dark

his way home.

Thursday 5th October

L.I. To be able to apply my understanding of a character.

Activity



What might Mr Grinling have in his pockets?
Explain your ideas.

Mr Grinling might have...

Thursday 29th September

L.I. To be able to apply my understanding of a character.

Plenary



Hot seat Mr Grinling


What questions would you ask him?



Friday

Starter Turn this sentence into a washline line:

The naughty seagulls stole Mr Grinling's lunch.



Friday 6th October

L.I. To be able to use powerful adjectives.

I can upscale these adjectives to make them exciting.
I can think of adjectives to describe nouns.
I know adjectives are describing words.



Friday 6th October

L.I. To be able to use powerful adjectives.


Think of powerful adjectives to describe the characters.



Think about what they are like on the inside, and what they look like on the outside.

Friday 6th October

L.I. To be able to use powerful adjectives.



Activity:

Think of powerful adjectives to describe the characters.

- 1) Plan your adjectives on a post it first.
- 2) Then write a sentence in your book using that adjective.

EXAMPLE

Mrs Grinling is intelligent and creative because she thinks of different ways to stop the seagulls.

Friday 6th October
L.I. To be able to use powerful adjectives.



Plenary

Choose your best and most powerful adjective for one of the characters.

Add it to that character on the display.

